

MANUAL PHYSICAL THERAPY TABLE (MPT)

MOST POPULAR TABLE AMONG MANUAL PHYSICAL THERAPISTS



Optional horizontal sliding head section

Optional head section with variable position armrests (3-piece)

Optional shoulder stabilization bolster & pelvic rest

NEW



Shown with optional sliding head section, powered adjustable center section and in Sky Blue upholstery

FEATURES

The Manual Physical Therapy Table (MPT) is the most popular table for manual physical therapists. Its additional features compliment the extensive skills of the present day health care practitioner.

The optional Adjustable Center Section allows for passive placement of the lumbar spine into flexion, extension, or side flexion. This feature enables accurate positioning for spinal mobilization/manipulation, soft tissue mobilization, muscle energy techniques, and muscle stretching techniques. In addition, this feature can also be utilized with deep tip postural drainage, as well as providing a supported position for gravity pendular treatments with the assistance of a powered actuator, which can be controlled by either a handheld or foot pedal device.

SOFT TOUCH TECHNOLOGY

Cardon's patented Soft Touch Footswitch has been strategically positioned on the base of your treatment table. **Minimal** amount of pressure applied by your foot will raise and lower the table with ease.

15
Year
Warranty
on Frame



500lb dynamic lifting capacity

MANUAL PHYSICAL THERAPY TABLE

STANDARD MODEL:

3 Section Table

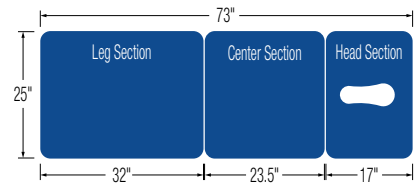
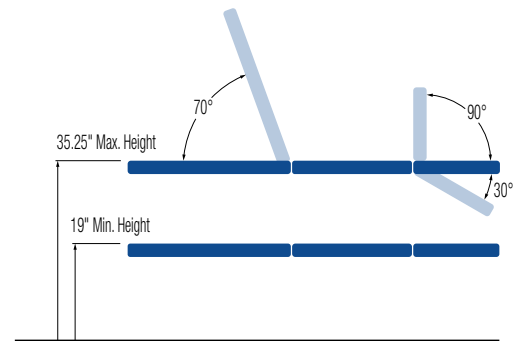
Electric Hi-Lo Control	Soft Touch Footswitch
Height Adjustment	19" – 35.25"
Face Cut-Out on Head Section	Keyhole cut-out with filler
Head Section Adjustment	Positive locking system with dual head support
Center Section	Fixed
Leg Section Adjustment	Positive locking system
Caster System	Single lever retractable (4" casters)
Frame Construction	High strength seamless tubular frame
Frame Color	Durable powder coat in Gunmetal Grey or White
Upholstery Foam	1.5" thick

SPECIFICATIONS:

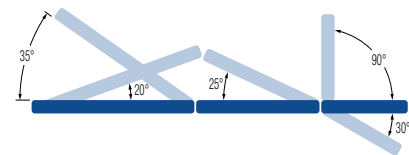
Dynamic Lifting Capacity	500 lbs.
Dimensions	25" x 73" (Customizable width from 25" – 30")
Power Supply	120 Volt AC 60 Hz. Max. 2.7 Amp.
Fire Retardant Upholstery	✓

OPTIONAL ACCESSORIES:

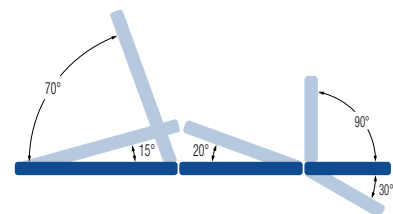
Custom foam
Manual adjustable center section
Powered adjustable center section
2 Shoulder receptacles with 1 stabilization bolster
Pelvic receptacle with 1 stabilization bolster
Examination paper holder
Foot pedal
Extra foot pedal
Sliding head section
Osteopathic head section
Head section with variable position armrests (3-piece)
Leg extension
Battery powered
Charger for battery



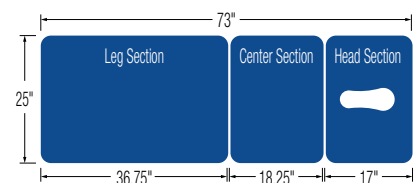
Standard Model



Manual Adjustable Center Section



Powered Adjustable Center Section



Powered Adjustable Center Section Dimensions

MANUAL PHYSICAL THERAPY TABLE